

# **PREPARING FOR SEPTEMBER 2024**



## Dear Future Year 7 Student & Parents

This guide has been put together to help you prepare for September.

**We use email as our primary form of communication with you via an app called Edulink. Please ensure you download this as soon as possible to stay up to date with information about the school.**

### WE EXPECT

- Students to be punctual to school and lessons;
- Students to have the correct uniform worn smartly;
- Students to carry a **school bag** containing a refillable water bottle, a pencil case with the correct equipment and a reading book;
- Students to behave in a respectful manner towards everyone they come into contact with at school and when travelling to and from school wearing our uniform;
- Students to be the best at all times, both in and out of lessons - aim for EXCELLENCE!

We look forward to welcoming you all in September,  
The Transition Team



# **FIRST DAY OF AUTUMN TERM**

## **Wednesday 4th September 2024**

Meet in the South School Playground at 8.20am.

Please bring:

- A school bag with pencil case & equipment;
- A refillable water bottle;
- A packed lunch for the first week while we set up the cashless catering system;
- A smart Icknield High School uniform (with all items named);
- A reading book.

You will not need to bring a PE kit on the first day, but will need it every time you have PE after that.

## **WE LOOK FORWARD TO WELCOMING YOU**

**Please note—if these arrangements  
change we will notify you by email  
and through the school website.**

## **HOW IS SECONDARY SCHOOL DIFFERENT?**

At Primary School your teacher did most of the organising for you, making sure that you got where you needed to be, on time and with the right equipment.

At Icknield this will be your responsibility and will take a little bit of organisation, but don't worry, you will get the hang of it.

Bells will tell you when it is nearly the end of breaks and the start of lessons, you will be given a timetable which will let you know what lessons you have and a map of the school to help you see where the classrooms are located.

Your Tutor will help make sure you can get to the right room and on time.

## **TRAVELLING TO ICKNIELD HIGH SCHOOL**

When you start secondary school you may have to get yourself to school, and we would recommend that most students are doing this by the end of their first term with us. This helps keep the traffic down on Riddy Lane and you can make sure you arrive on time.

You should be in the South Playground for 8.20 and **MUST NOT** be late, the LRC is open from 8am.

Most students live in catchment so walking or cycling would be the best option. We recommend that you link up with other students coming to Icknield and walk/cycle with them.

Bicycles should be parked by main Reception and secured with a good lock (please note these are left at the owners risk).


We strongly advise that you practise and time your route before September so that you know you will be on time.

Please note that if you are travelling by car, Riddy Lane gets very congested from 8am and can lead to you being late which will in turn lead to a sanction—we have very high expectations on punctuality.

## SCHOOL UNIFORM



- Plain **medium grey** trousers (not dark and not black) or skirt (for girls). Trousers should be full length and not excessively oversized or skin tight. Skirts should have no slits or decoration of any kind and be reasonably close to the knee in length.
- Plain white traditional school shirt with collar to take a tie;
- Black school blazer with School Badge on top pocket;
- School tie with coloured Year stripe (worn to touch the belt/top of trousers/skirt);
- Plain black leather style shoes. Small ankle boots may be worn but must be inside/underneath trousers, not visible and not worn with skirts. **No trainers, sandals, canvas or sling back shoes, sensible heel height only;**
- Plain dark or white socks (not patterned or bright) or black tights (no leggings).



### Optional Items

- Plain 'V' neck medium grey pullover (no cardigans);
- School approved boys head coverings (for example a joora, phatka, turban, skullcap or topi) which must be black;
- Medium grey shalwar kameez (for girls);
- Black, school approved headscarf - lightweight, plain black fabric, worn tucked in to the blazer so that the collar and tie can be clearly seen. This conforms to the health and safety and school requirements. The reason for wearing the headscarf is to preserve modesty, therefore they should not be showing the students hair or neck line. The headscarf/Hijab must not be worn with other scarves underneath, headbands, brooches, shadow stripes, logos, diamantes or tassels.



### IMPORTANT NOTES

- **We do not allow extremes of hairstyle** (in either length, colour, borders, lines, patterns or decoration) and eyebrow patterns/slits are not allowed.
- **Students must not wear jewellery of any kind** except a wrist watch and one small pair of plain stud earrings in the ears. Any additional piercings must have a clear retainer in place if required.
- We do not allow any make-up including nail varnish or false nails.
- **Facial piercings are not permitted** and if required should be a clear retainer should be used.

# SCHOOL UNIFORM PE

- Red Polo Shirt—with school logo
- Plain tracksuit bottoms / black shorts - no piping, stripes, flashes or brand logo
- Red Football/Hockey Socks or White sports socks
- Training shoes with laces and non-marking soles (velcro is not acceptable)
- Shin Pads
- Mouth Guards (gum shields) are strongly recommended for all players at all levels (Rugby & Hockey)
- Football Boots.



***Where an item is described as red it should be Scarlet Red.***

## Optional Items

- Red Tracksuit Top
- Plain Black Tracksuit bottoms
- School Approved Headscarf
- Red 1/4 Zip Fleece
- Red Icknield Logo sports coat

Uniform can be purchased from:

Prestige, Unit 2 Barton Industrial Estate, Barton Le Clay, MK45 4RP, Tel (01582) 883622

[www.prestigedesignwww.co.uk](http://www.prestigedesignwww.co.uk);

Some of our uniform will be available at well-known Supermarkets, Online and other local school uniform suppliers in the community, including second hand suppliers, such as

- Uniformd [www.uniformd.co.uk/icknieldhigh](http://www.uniformd.co.uk/icknieldhigh), and
- the Level Trust [Uniform Exchange](#) | [Level Trust](#);

Optional PE items available from:-

<https://icknield-high-school.pendlesportswear.co.uk/kits/football-training-wear/>



## Times of the School Day

**Wear a watch,**



**Be on time.**

- 8.20 - Gates to school locked
- 8.25 - Warning bell - line up in South Playground
- 8.30 - Bell for Start of Registration
- 8.30 - 9.00 - Tutor Period
- 9.00 - 10.00 - Period 1
- 10.00 - 11.00 - Period 2
- 11.00 - Break
- 11.15 - Warning Bell - move to Period 3
- 11.20 - 12.20 - Period 3
- 12.20 - 1.20 - Period 4
- 1.20 - Lunch
- 2.00 - Warning bell - move to Period 5
- 2.10 - 3.10 - Period 5
- 3.10 - 3.30 - Time which students may be detained in school without prior notification

## PREPARATION FOR HIGH SCHOOL

Ickniel's Excellence Awards aims to keep students engaged in learning over the six week summer holidays. Complete the subject Challenges to win Gold, Silver or Bronze Awards—see the school website for further information.




Ickniel High School promotes and encourages reading. We would encourage you to read as many books as you can manage over the summer holiday, but ***expect that you will have read at least one book.***



In September you will be tested in some of your subjects so it would be sensible to keep practising over the holidays, especially in maths, English and science. Using a Key Stage 2 revision guide or workbook would be recommended.

We use a variety of online resources at High School so it would be beneficial for you to have internet access at home. If you do not have access to the internet, don't worry as you can use the Learning Resource Centre during breaks and after school.



Finally, you need to ensure you have a suitable place at home to do your homework. This could be a special area in your bedroom or just at a table in a quiet room in your home. Wherever it is, make sure you allocate time each evening when you will do your homework and organise yourself for your next day at school.



## **CHECKLIST**

- ☐ I have a suitable school bag
- ☐ I have the correct Ickniel Uniform
- ☐ I have the correct Ickniel PE kit
- ☐ I have the expected equipment
- ☐ I have read at least one book
- ☐ I have tried some of the Challenges for Ickniels [Excellence Awards](#)
- ☐ I have a packed lunch for the first days
- ☐ I know how I am getting to school
- ☐ I am ready for Year 7

## **NOTES/QUESTIONS**

---

---

---

---

---

---

---

---


---

---

---

---

# ICKNIELD HIGH SCHOOL'S BADGE



We are often asked, why the bee? Above is the crest of the town of Luton, you will see it contains both a beehive and, in the centre, a bee. Students in 1950 decided, as Icknield is part of Luton, to take the bee from the centre of the crest and so it became our symbol.

